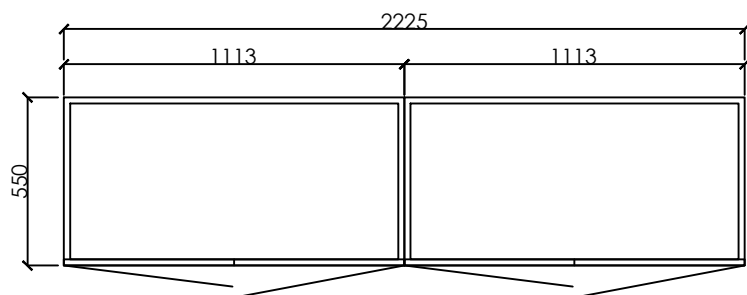
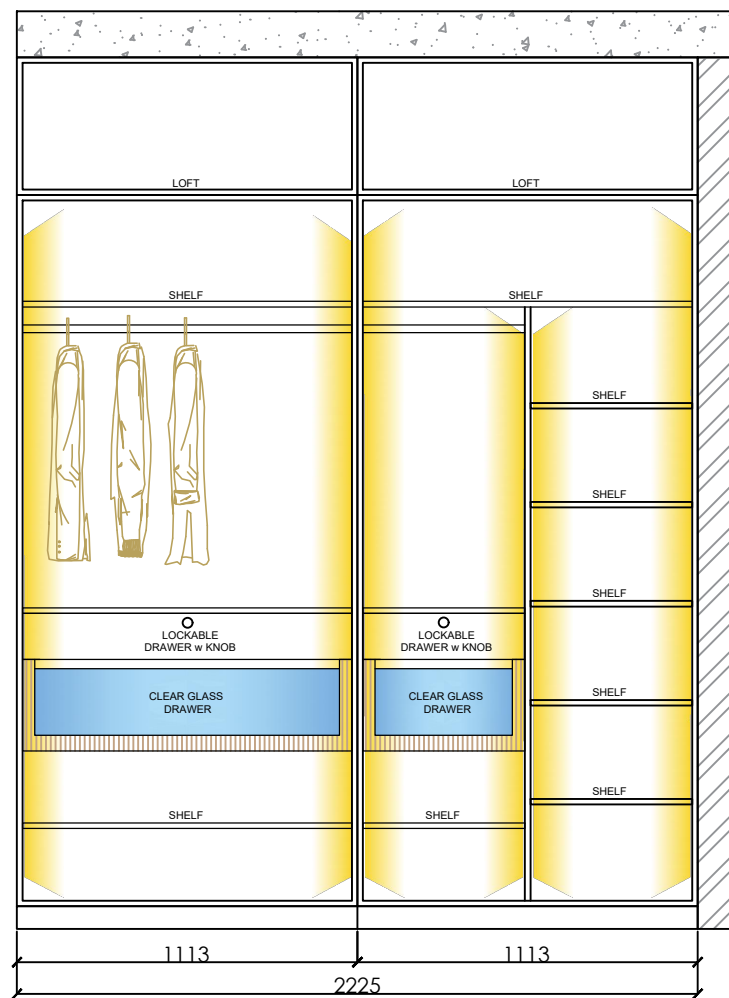


EXTERNAL ELEVATION



KIDS WARDROBE PLAN



INTERNAL ELEVATION

#### NOTES:

1. ALL DIMENSIONS MENTIONED IN THE DRAWING ARE IN MM UNTIL SPECIFIED OTHERWISE.
2. DIMENSIONS / LEVELS SHOWN TO BE VERIFIED AT SITE BEFORE COMMENCEMENT OF WORK.
3. DRAWING SHOULD NOT BE SCALED, ONLY MENTIONED DIMENSIONS TO BE FOLLOWED.
4. IN CASE OF ANY DISCREPANCY, IT SHOULD IMMEDIATELY BE BOUGHT TO THE NOTICE OF THE DESIGNER.
5. THIS DRAWING TO BE READ IN CONJUNCTION WITH RESPECTIVE SERVICES DRAWINGS.

#### PROJECT:

CLIENT : Mr. Vishwadeep  
REFERENCE : Mr. Amardeep Ailsinghani

#### SHEET CONTENT: PLAN & ELEVATION

**AREA : SON'S WARDROBE**

**DWG NO : 01**


**DATE : 19/07/25**

**SCALE : NTS**

**UNIT : MM**

**DRAWN BY : PA**

**CHEKED BY : PM**



**KITCHEN STUDIO**

8, Remi Commercio, Behind Yash Raj Studios back Gate, Off New Link Rd, Andheri West, Mumbai, Maharashtra 400053